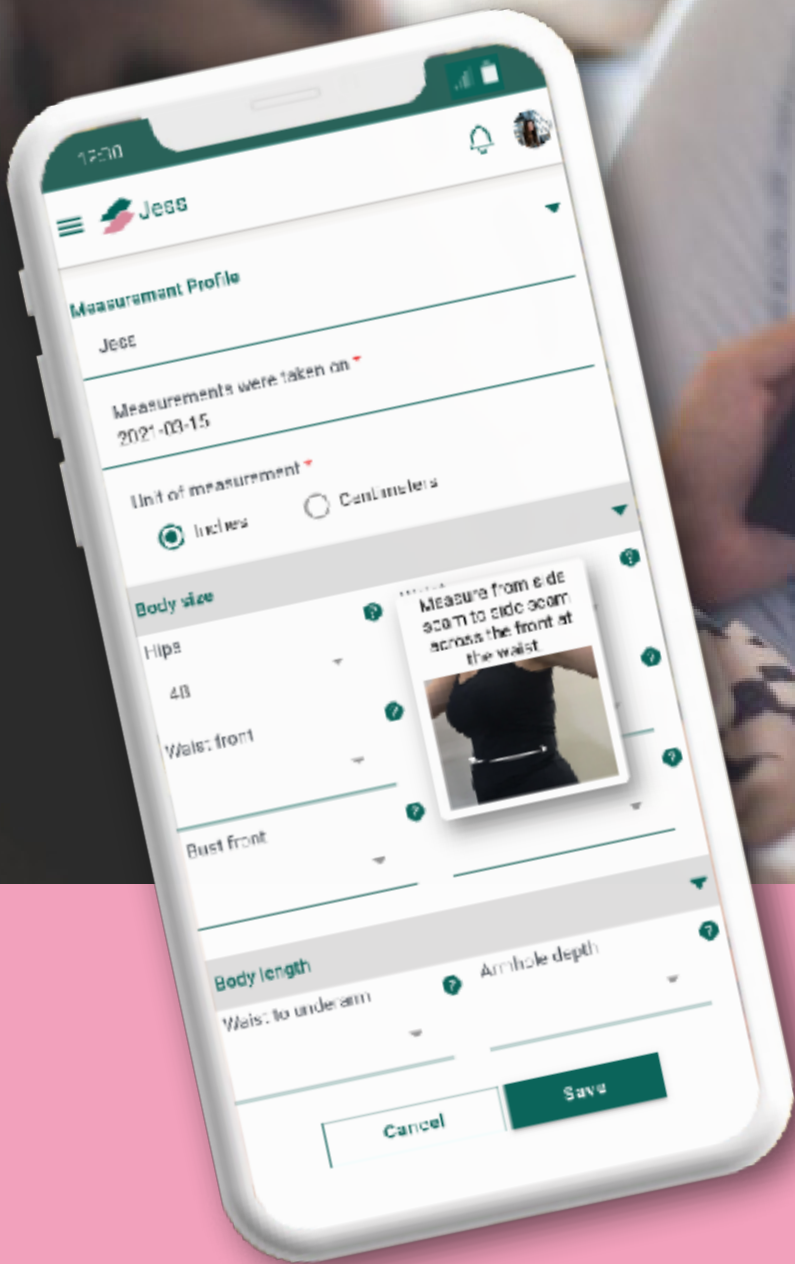




StitchersStudio

Your mobile optimized knitting studio,
featuring  KnitFit Custom Patterns



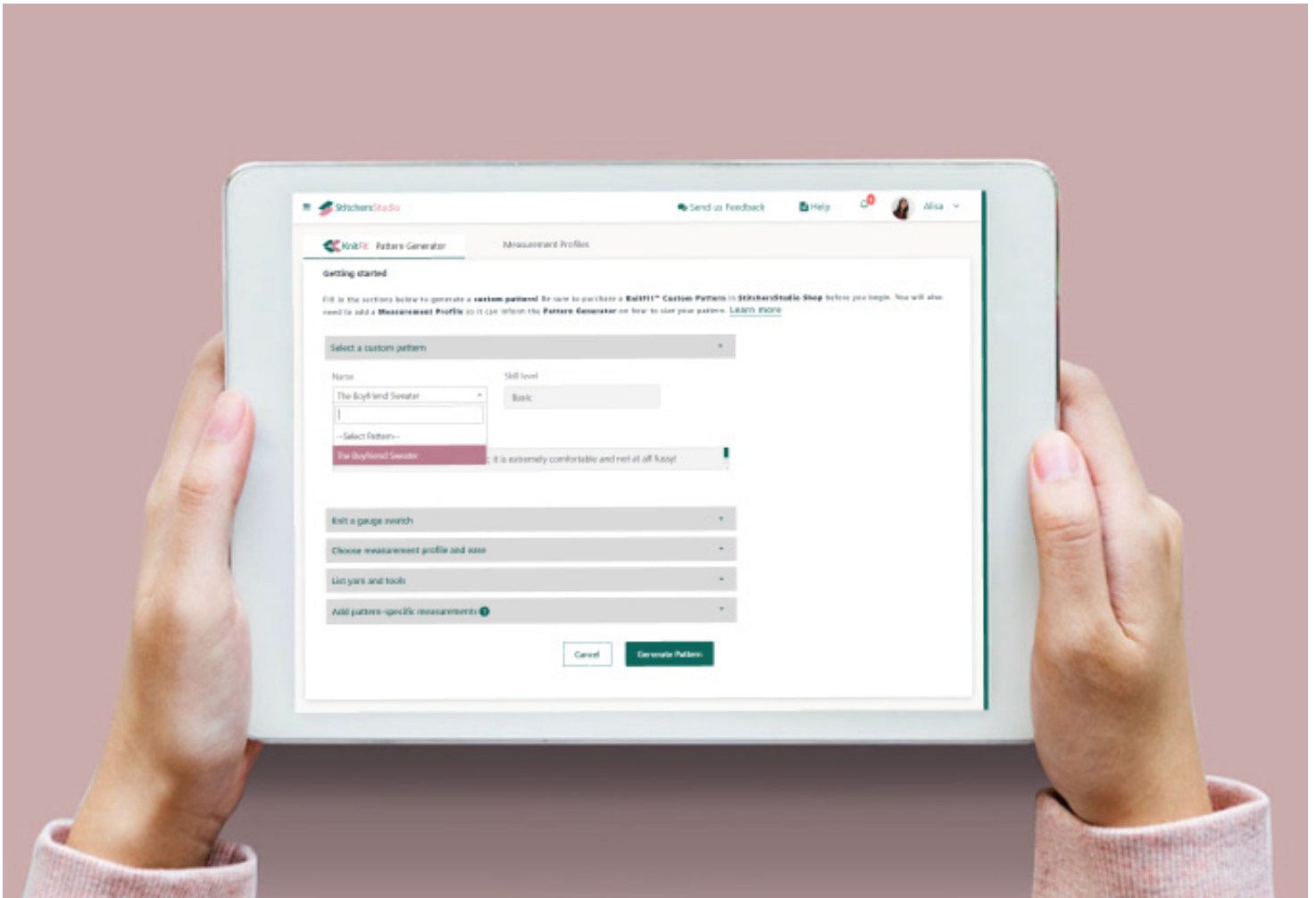
*Modern tools
for knitters!*

- + custom size patterns
- + social features
- + mobile-optimized patterns
- + project management

www.stitchersstudio.com

ABOUT

StitchersStudio is a mobile app offering custom sized knitting patterns that fit **you!** We're also a social platform designed to keep fiber crafters connected and a place to store and organize mobile-optimized patterns for knitting on the go.



Go to the app store on your mobile device and search for StitchersStudio. Install the app.

1. Follow the prompts to sign up, then find the activation email that will be sent to you and click on the link.
2. Back in the app, sign in. You'll be taken to the Dashboard, and from there you can access various tools within the app.


If you need help, visit www.stitchersstudio.com/website/help



Measurement Profiles

WORKSHEET

Write down your measurements on the worksheet, then copy your numbers into a Measurement Profile in the app. TIP: Grab a friend who can help measure difficult-to-reach areas.



A) HIPS
B) WAIST
C) WAIST FRONT
D) BUST
E) BUST FRONT
F) BUST BACK
G) WAIST TO UNDERARM
H) ARMHOLE DEPTH
I) WRIST CIRCUMFERENCE
J) FOREARM CIRCUMFERENCE
K) UPPERARM CIRCUMFERENCE
L) SHOULDER CIRCUMFERENCE
M) WRIST TO UNDERARM
N) WRIST TO ELBOW
O) ELBOW TO UNDERARM
P) WRIST TO TOP OF SHOULDER
Q) DEPTH OF NECK
R) NECK WIDTH
S) NECK CIRCUMFERENCE
T) NECK TO SHOULDER
U) SHOULDER TO SHOULDER

KnitFit™ Custom Patterns

GETTING STARTED WITH PERSONALIZED SIZING

Custom sizing is one of the features we're most excited to share with the knitting community! The KnitFit™ Pattern Generator in StitchesStudio allows knitters to generate a unique pattern for a set of body measurements called a Measurement Profile. Test out the pattern generation feature by following the instructions below and get a perfect fit:

Every knitter deserves to knit garments that fit!

>>1. GO TO **MEASUREMENT PROFILES**

TIP: Use the Worksheet on the back of this trifold to mark down your measurements as you go, then fill in your Measurement Profile on the app.

- Tap the green “plus” (+) button and enter your name.
- Fill all fields, referring to the (?) icons for help on how to measure.
- Review measurements and **Save**.

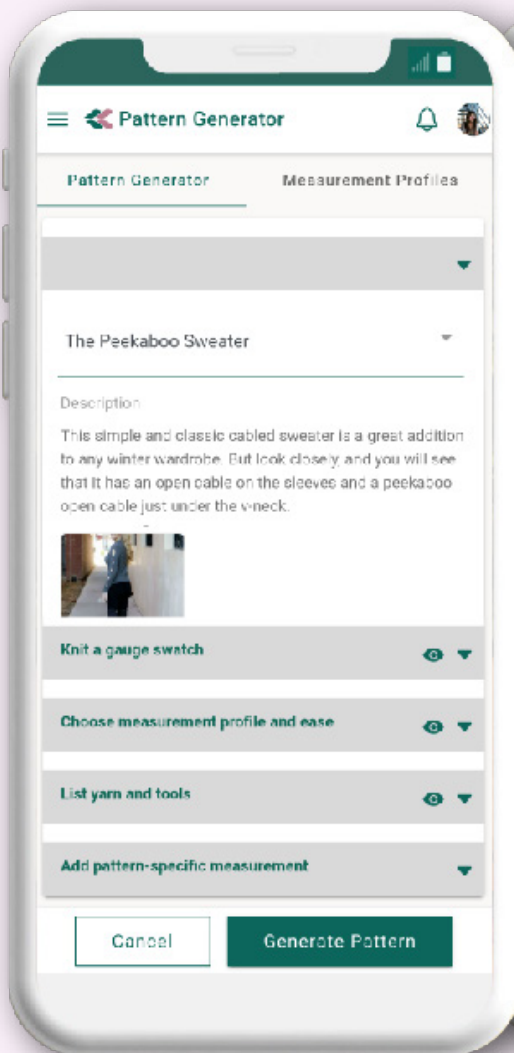
>>2. GO TO **PATTERN GENERATOR**

BEFORE YOU BEGIN: Purchase a custom pattern in **Shop** and knit a gauge swatch using the yarn of your choice.

- Tap the dropdown arrow to select a custom pattern.
- Enter gauge and unit of measurement.
- Choose a Measurement Profile for this pattern.
- Enter yarn and tools for your reference (optional).
- Add pattern-specific measurements, then **Generate Pattern!**

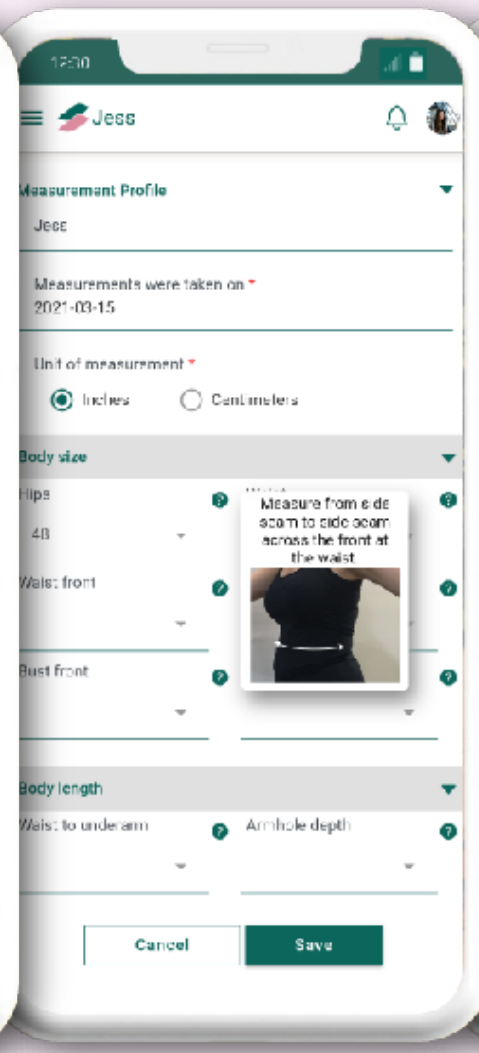
Your generated pattern will appear in
Dashboard > Pattern Library and will contain instructions
only for your size!





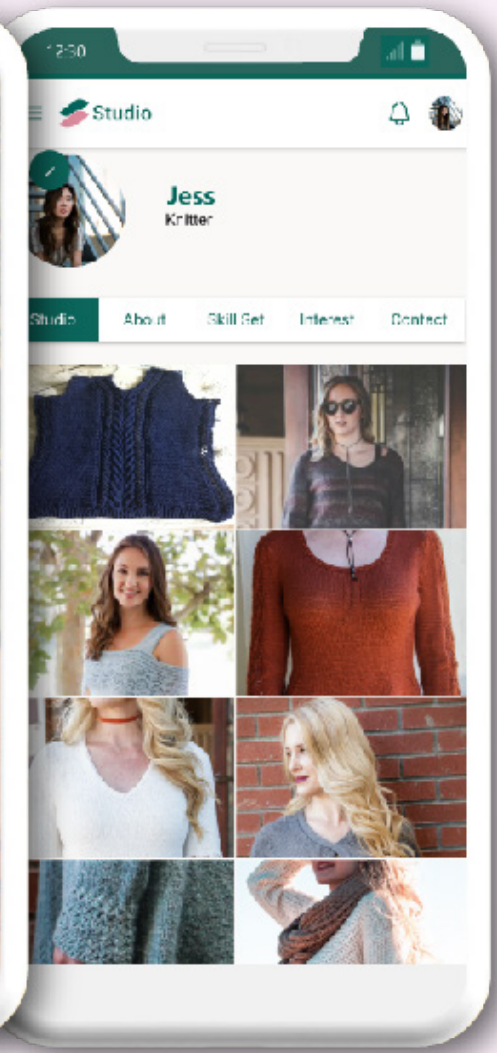
PATTERN GENERATOR

- +Generate patterns for your exact body measurements and knit garments that fit you perfectly
- +Use yarn weight and needle size of your choice



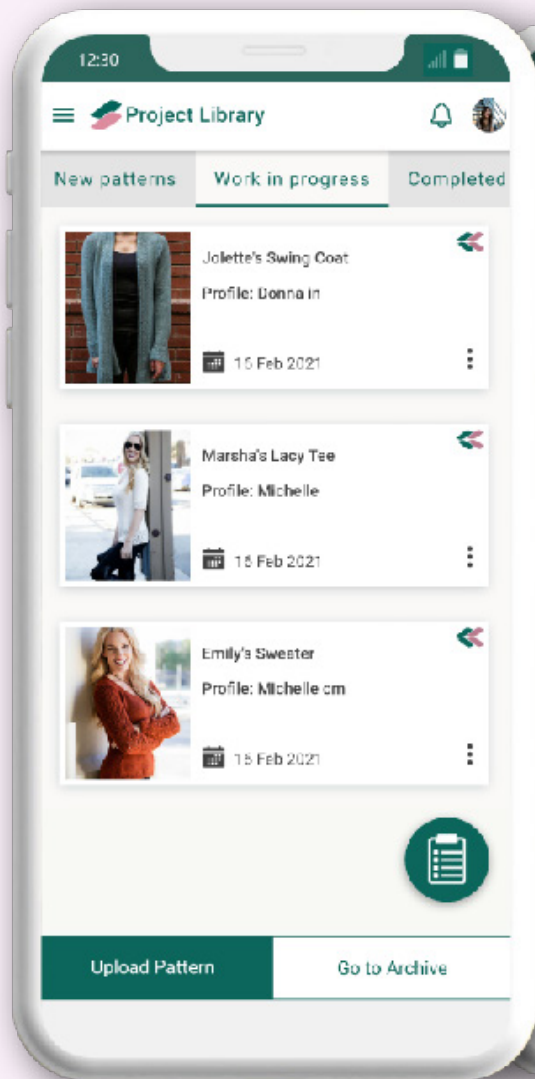
MEASUREMENT PROFILES

- +Save a set of body measurements and generate patterns for your size
- +Save measurements for friends and family for whom you knit
- +Add your measurement profile to non-custom patterns as a reference for sizing



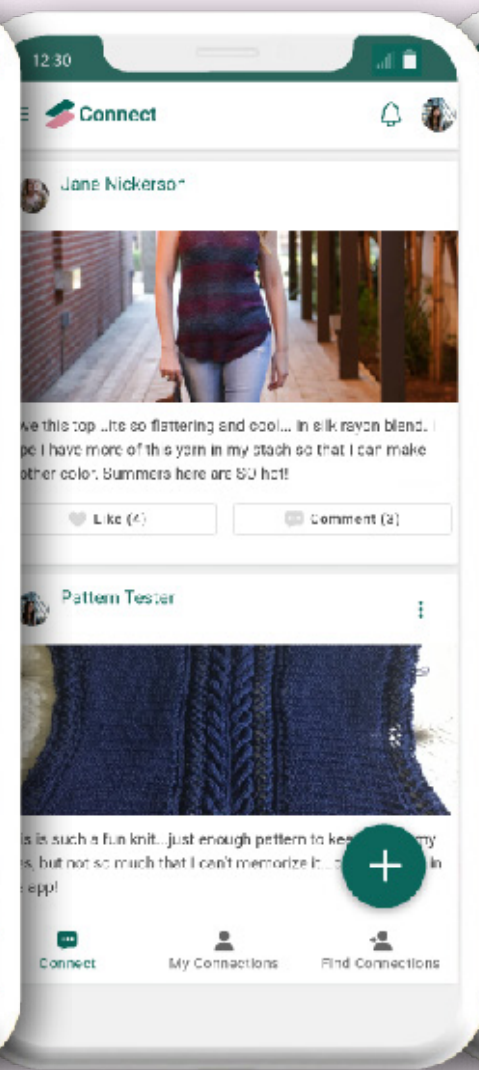
STUDIO

- +Share your interests and skill level as a fiber crafter
- +Show off your knits and WIPs
- +Express your unique vision as a fiber crafter or business



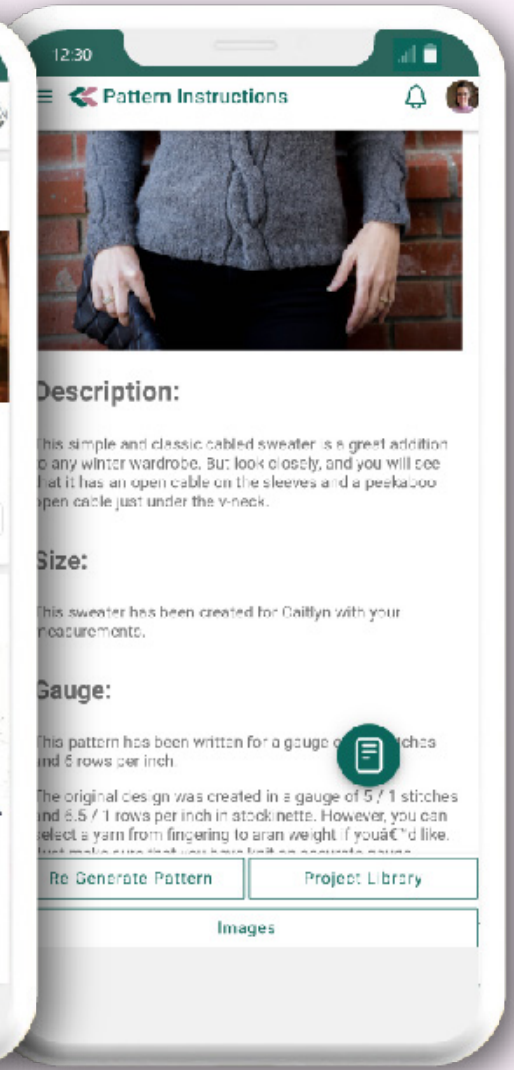
PROJECT LIBRARY

- +Store project info: yarn, tools, gauge, etc.
- +Keep all project organized in one place
- +Organize and archive projects
- +Upload external pdf patterns



CONNECT

- +Stay connected to knitting friends all over the world
- +Meet new fiber friends
- +Follow or Friend—choose your level of interaction
- +Search users based on skills and common interests



PATTERNS

- +Mobile-optimized patterns for easy use on small screens
- +Use on any device: mobile, tablet, desktop, laptop
- +Add notes to your pattern
- +Patterns can also be easily downloaded and printed